

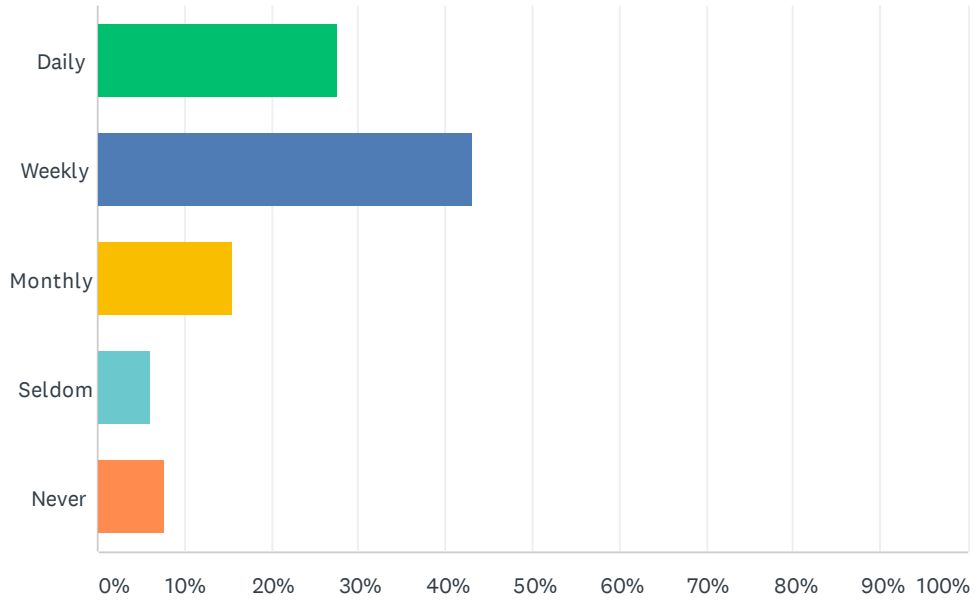
## Q1 Contact information

Answered: 65 Skipped: 0

ANSWER CHOICES	RESPONSES	
Name	96.92%	63
Company	0.00%	0
Address	100.00%	65
Address 2	0.00%	0
City/Town	0.00%	0
State/Province	0.00%	0
ZIP/Postal Code	0.00%	0
Country	0.00%	0
Email Address	95.38%	62
Phone Number	0.00%	0

## Q2 How often does your household visit Stuart Park?

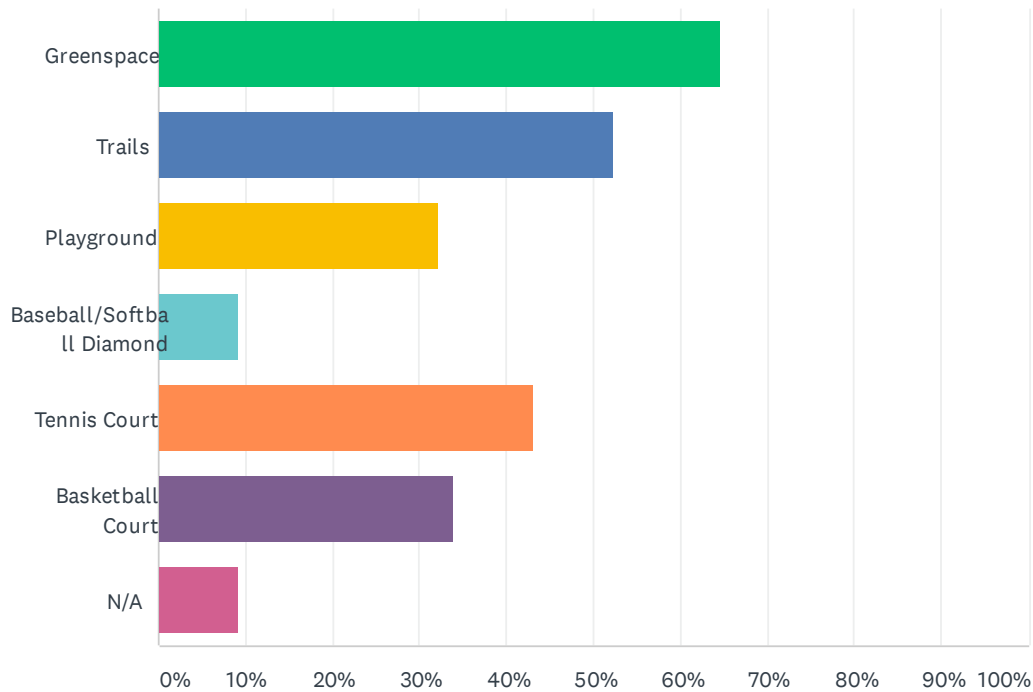
Answered: 65 Skipped: 0



ANSWER CHOICES	RESPONSES	
Daily	27.69%	18
Weekly	43.08%	28
Monthly	15.38%	10
Seldom	6.15%	4
Never	7.69%	5
<b>TOTAL</b>		<b>65</b>

### Q3 Which of the current amenities does your household typically use at Stuart Park? Check all that apply.

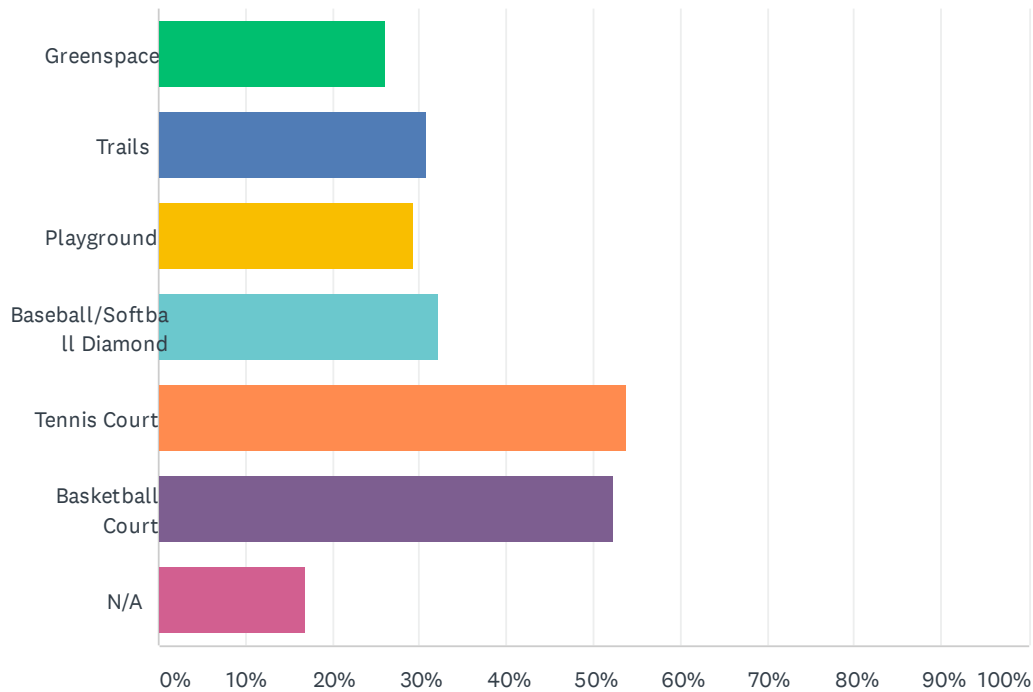
Answered: 65 Skipped: 0



ANSWER CHOICES	RESPONSES	
Greenspace	64.62%	42
Trails	52.31%	34
Playground	32.31%	21
Baseball/Softball Diamond	9.23%	6
Tennis Court	43.08%	28
Basketball Court	33.85%	22
N/A	9.23%	6
Total Respondents: 65		

### Q4 Which of the existing amenities does your household feel needs improvement? Check all that apply.

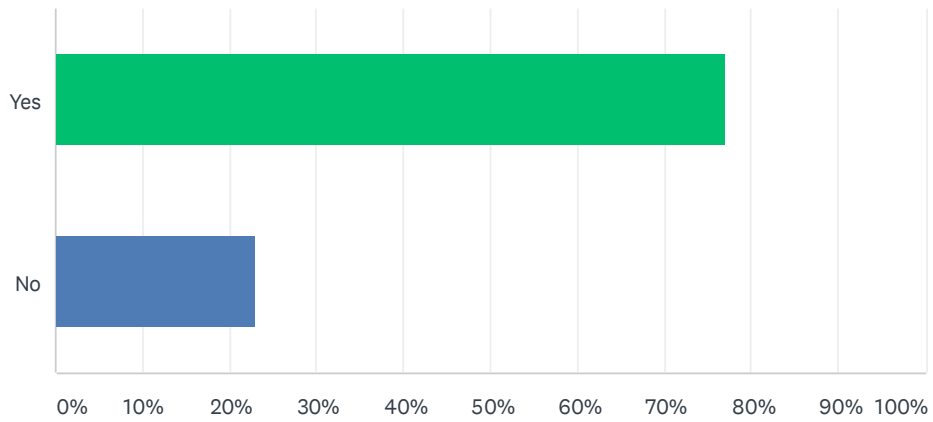
Answered: 65 Skipped: 0



ANSWER CHOICES	RESPONSES
Greenspace	26.15% 17
Trails	30.77% 20
Playground	29.23% 19
Baseball/Softball Diamond	32.31% 21
Tennis Court	53.85% 35
Basketball Court	52.31% 34
N/A	16.92% 11
Total Respondents: 65	

Q5 Does your household support proposal #1 of the rehabilitation plan, which will reconfigure the existing tennis courts to include pickleball courts?

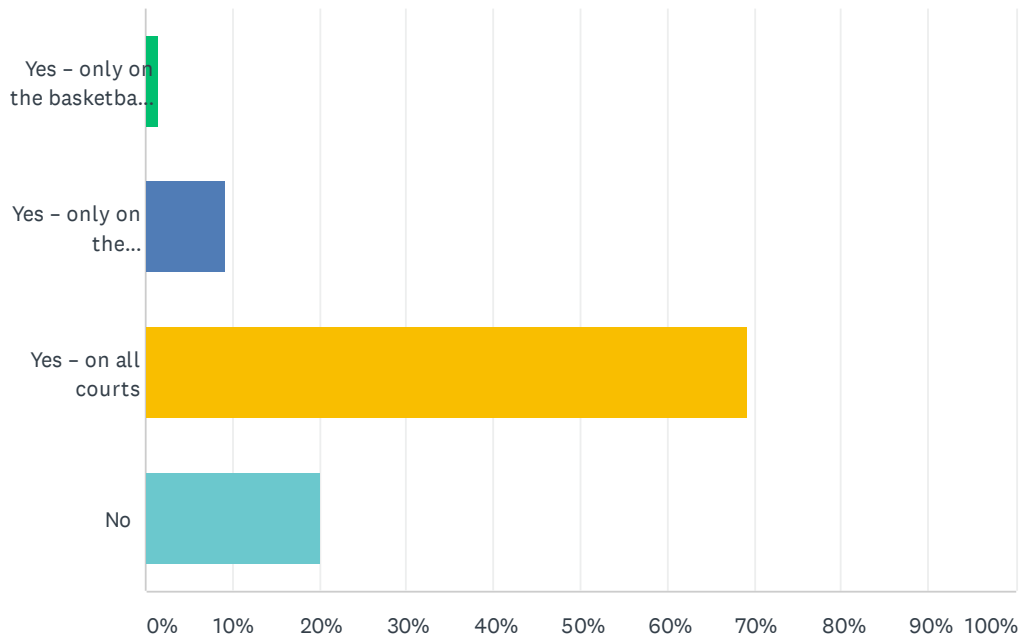
Answered: 65 Skipped: 0



ANSWER CHOICES	RESPONSES	
Yes	76.92%	50
No	23.08%	15
TOTAL		65

## Q6 Does your household support proposal #2 of the rehabilitation plan, which will provide lighting on the courts?

Answered: 65 Skipped: 0



ANSWER CHOICES	RESPONSES	
Yes – only on the basketball courts	1.54%	1
Yes – only on the tennis/pickleball courts	9.23%	6
Yes – on all courts	69.23%	45
No	20.00%	13
<b>TOTAL</b>		<b>65</b>